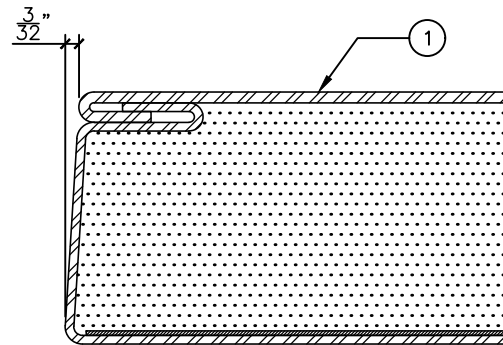


TOP SECTION

3/4" = 1"

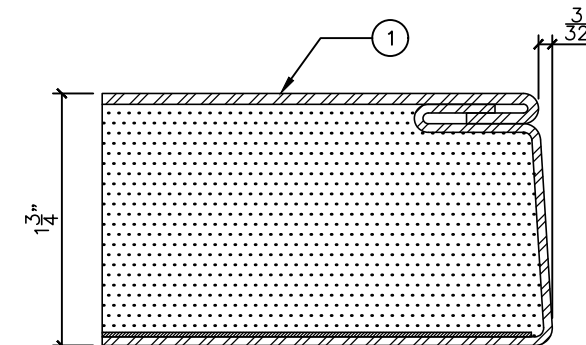
LEGEND:

1. ACOUSTIC STEEL DOOR
2. ACOUSTIC CORE.
3. ACOUSTIC ADJUSTABLE DOOR BOTTOM SEAL.
4. 1/4" HIGH ACOUSTIC THRESHOLD X 5" WIDE TO BE INSTALLED AT TOP LEVEL OF FINISHED FLOOR COVERING MATERIAL.
5. ACOUSTIC DOOR SWEEP SEAL.



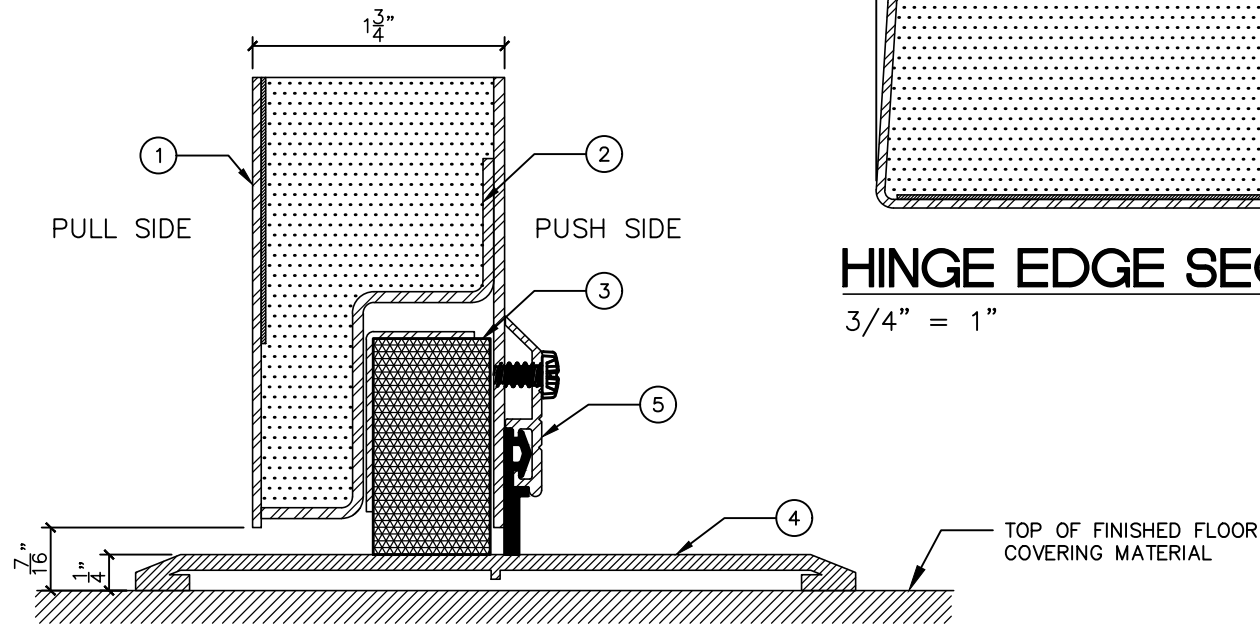
HINGE EDGE SECTION

3/4" = 1"



LATCH EDGE SECTION

3/4" = 1"



DOOR BOTTOM SECTION

3/4" = 1"

NOTES:

- DOORS TO BE PREPARED FOR CAMLIFT HINGES. HINGES SUPPLIED LOOSE BY AMBICO.



DRAWING TITLE:

ACOUSTIC STEEL DOOR AND DOOR BOTTOM
FROM STC 47 TO 52

DATE: 2022-09-23

DRAWN BY: GV

REVISION: 1