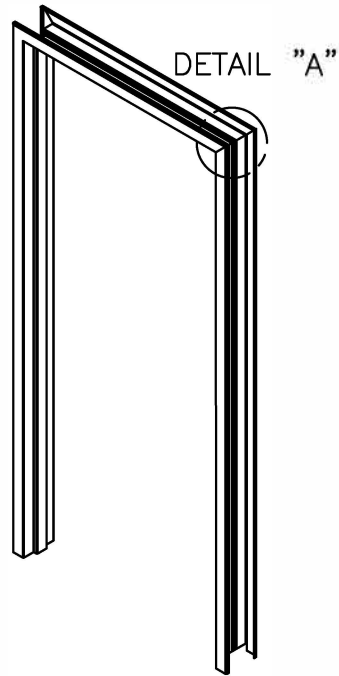


PRODUCTS STANDARDS:

FRAMES SHALL BE TEMPLATED, REINFORCED AND DRILLED & TAPPED FOR MORTISED HARDWARE. ALL REINFORCING SHALL BE THE SAME MATERIAL AND FINISH AS THE FRAME. DRILLING & TAPPING FOR SURFACE APPLIED HARDWARE SHALL BE BY OTHERS. FRAMES SHALL BE SHIPPED WITH TEMPORARY SPREADERS FOR SUPPORT DURING SHIPPING. THESE ARE NOT TO BE A SUBSTITUTE FOR SQUARING OR PLUMBING OF FRAMES DURING INSTALLATION. FRAMES SHALL BE SHIPPED WITH BUMPERS TO BE MOUNTED ON STOPS (3 ON A SINGLE & 2 ON DOUBLES), WALL ANCHORS, AND FLOOR CLIPS. FLOOR CLIPS WILL BE OMITTED WITH EXISTING WALL ANCHORS.

PRODUCTS OPTIONS:



FRAME

STAINLESS STEEL MATERIALS AND FINISHES¹

MATERIALS

- o TYPE 304 STAINLESS
- o TYPE 316 STAINLESS

THICKNESSES

- o 12 GA.
- o 14 GA.
- o 16 GA.

FINISHES²

- o 2B, NOT PAINTED
- o #8 XL BUFF
- o #4
- o #8 SUPREME
- o #6
- o XL BLEND S
- o #7
- o XL SUEDE

CORNER CONSTRUCTION

- o BUTT JOINT³
- o MITERED JOINT⁴

¹MATERIALS AND FINISHES ARE TYPICAL. CONSULT AMBICO FOR ADDITIONAL OPTIONS.

²SOME FINISHES MAY NOT BE POSSIBLE BASED ON HARDWARE. CONSULT AMBICO FOR INFORMATION.

³PLUG WELDED VIA INTERNAL PLATES.

⁴FULLY WELDED FOR STAINLESS STEELS WITH GRAINED FINISHES. MECHANICALLY FASTENED FOR ALL OTHER FINISHES.

GENERAL NOTES

– ALL GRAINED FINISHES SHALL HAVE VERTICAL GRAIN IN JAMBS AND VERTICAL MULLIONS AND HORIZONTAL GRAIN IN HEADS, SILLS AND HORIZONTAL MULLIONS. ALL FACE WELDS SHALL BE GROUND AND RE-GRAINED/BUFFED TO A VISIBLE HAIRLINE AT MITER. INTERSECTING MULLIONS, MULLIONS AND PERIMETERS, CONNECTIONS BETWEEN UNEQUAL FACE DIMENSIONS AND ALL POLISHED MIRROR FINISHES SHALL HAVE VISIBLE BUTT JOINT CONNECTIONS

– WELDED FRAMES WITH ANY FACE GREATER THAN 2" MUST BE 14 GA OR THICKER

ISOMETRIC
3/4" = 1'-0"

DRAWING TITLE:

STAINLESS STEEL FRAME SPECIFICATION SHEET 1 OF 2

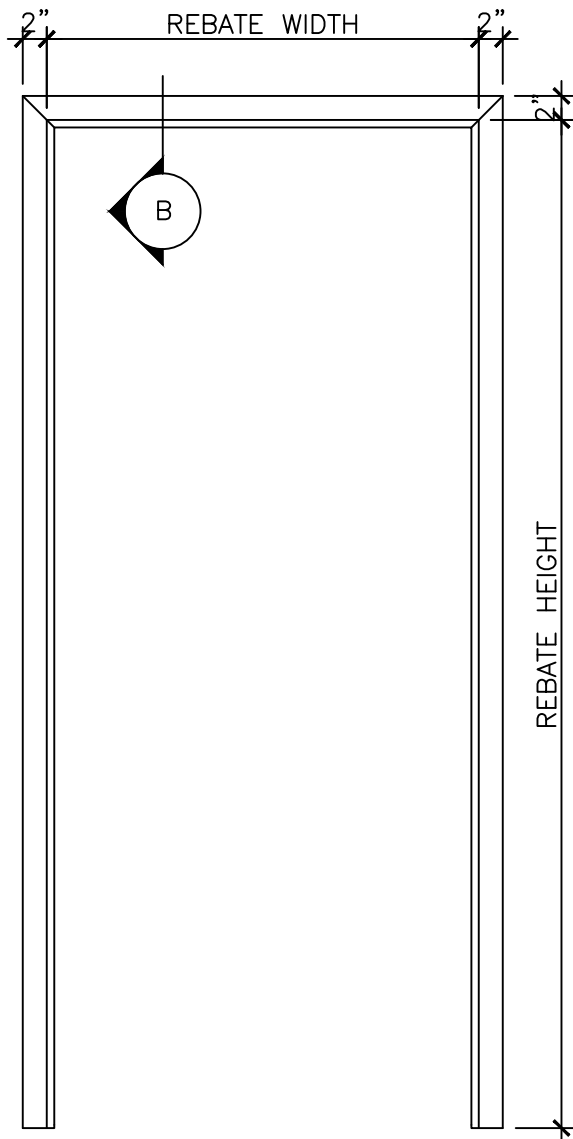
DATE:

DRAWN BY:

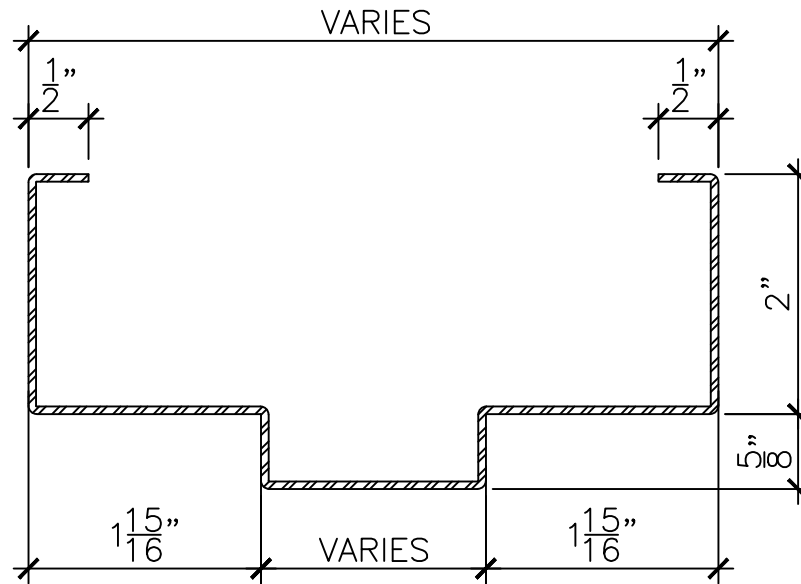
REVISION:

0

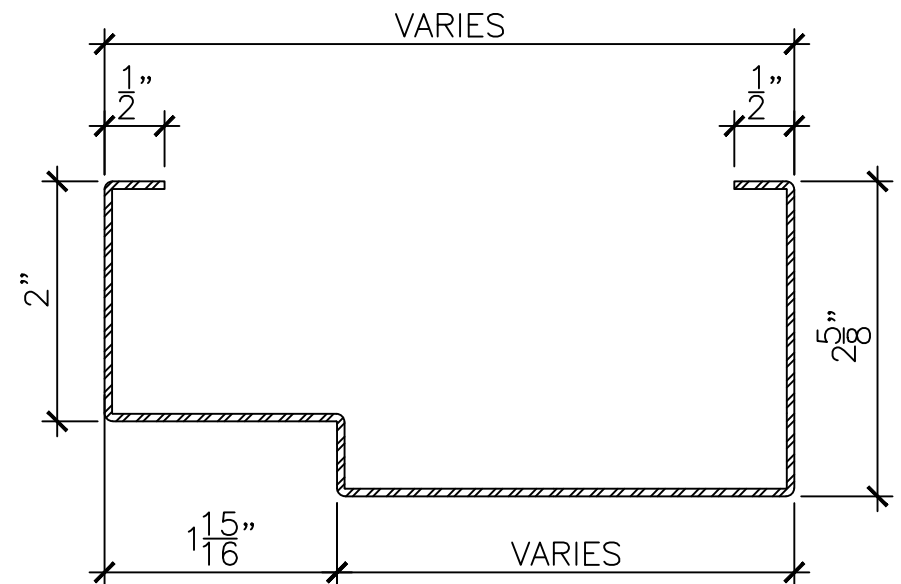




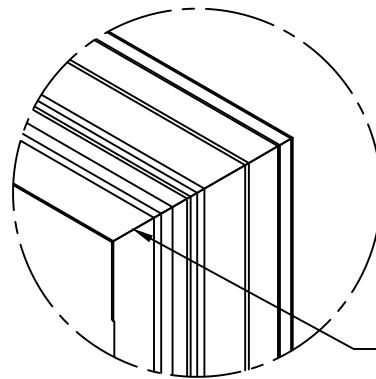
ELEVATION
3/4" = 1'-0"



DOUBLE REBATE DETAIL "B"
1"-0" = 1'-0"

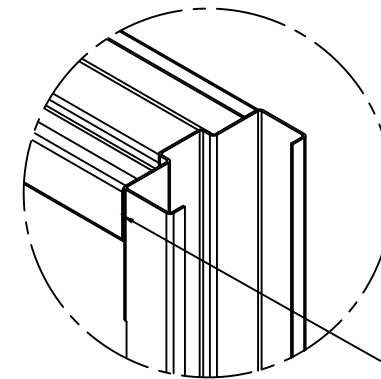


SINGLE REBATE DETAIL "B"
1"-0" = 1'-0"



FULLY WELDED AND
BUFFED FINISHED CORNER

MITERED JOINT DETAIL "A"
1"-0" = 1'-0"



WELDED VISIBLE
BUTT JOINT CORNER

BUTT JOINT DETAIL "A"
1"-0" = 1'-0"



DRAWING TITLE:
STAINLESS STEEL FRAME SPECIFICATION SHEET 2 OF 2

DATE:
DRAWN BY:
REVISION: 0